

# THE WESTWIND JOURNAL

February 2022

Issue 22-02

WestWind Airlines

## ...and the WINNERS are... WestWind Founders Award

While on the beaches at Ken's Place in Tahiti, The Executive Committee discussed who should get the **2021 Founders Award**. Congratulations to **Captain Brian Mills WWA1108**, Brian has been Denver's Hub Manager since January 2015. He has over 2930 hours and recently logged his 1000th flight with the Westwind flight dispatch system. He has over 250 hours in the B77L, B738, and CONI. He has been with Westwind for 16 years. In 2020 he completed Denver's Hub Slam. As KDENs Hub Manager, Brian had kept Denver running at near capacity since he has taken over, it is remembered a few years Denver was not accepting new pilots because the roster was so full. With Denver being Westwind's World Headquarters, it is not the easiest hub to manage. Congratulations Brain!

## WestWind President's Award

For outstanding service above and beyond the call of duty in several areas that **Captain Chris Cramblet WWA3592** fills at Westwind. He is the KORD Hub Manager, the Director of Online Operations & Events, and the Westwind Journal Publisher/Editor, the Executive Committee awards Chris with the **2021 President's Award**.



## WestWind Airlines January Flight Operations



WESTWIND

Total Flight Hours:	4478.9
Total On-Line Hours:	912.2
Total Off-Line Hours:	3566.7
Total Flights:	1348
Total PAXs:	129,839
Total CGO (lbs.):	20,590,399

(Only verified On-Line hours are shown)



## WestWind Airlines January Hub Rankings

On-Line                      Off-Line

1. KORD	1. KLAX
2. KDEN	2. EHAM
3. KCVG	3. KSEA
4. ELL	4. KMIA
5. CYC	5. KDEN
6. KLAX	6. KDFW
7. YSS	7. KORD
8. EHAM	8. WSSS
9. KSEA	9. JFK
10. JFK	10. ELL
11. KDFW	11. KATL
12. KATL	12. KCVG
13. KMIA	13. YSS
14. WSSS	14. CYC

(Only verified On-Line hours are counted)



## January's TOP WestWind Off-Line Pilots

CYIC	Ian Crawford WWA752	20.6
EGLL	Bryan Sutherland WWA3177	71.1
EHAM	Hal Morse WWA3615	317.0
KATL	Mike Jones WWA3381	77.5
KCVG	Timothy Essex WWA3209	50.9
KDEN	Doug Addington WWA761	46.6
KDFW	Edward Bingler WWA2845	70.2
KJFK	Paul Williamson WWA1750	112.8
KLAX	Phil Cohen WWA1573	329.1
KMIA	Waldemar Penna Filho WWA76	101.3
KORD	Eugene Chase Jr WWA299	54.6
KSEA	Brian Ware WWA2220	145.2
WSSS	Bob Sturm WWA230	101.1
YSSY	Kenneth Haynes WWA2055	60.1

## Flying The Jetways Every Day

Promoting Aviation  
Through  
Simulation!



## January's TOP WestWind On-Line Pilots

CYIC	Gerald Spiers WWA3311	60.2
EGLL	Chris Trott WWA3382	93.3
EHAM	Fred Koch WWA3631	25.1
KATL	Tom Griesbach WWA485	1.6
KCVG	Edward Harper WWA2683	124.1
KDEN	Alex Lu WWA3293	78.1
KDFW	Danny Davis WWA682	7.6
KJFK	Tony Yonek WWA1996	11.3
KLAX	Nathaniel Miller WWA1055	69.0
KMIA	NA	NA
KORD	Chris Cramblet WWA3592	113.5
KSEA	Terry Parthemore WWA829	14.5
WSSS	NA	NA
YSSY	Andrew Wheeler WWA49	42.0

## Flying As Real As It Can Be



(All On-Line hours are verified)



## WestWind Hubs – January Hours

### Amsterdam (EHAM)

**Total Hours: 614.0**

On-Line: 31.0 / Off-Line: 583.0 / Flights: 129

### Atlanta (KATL)

**Total Hours: 93.0**

On-Line: 1.6 / Off-Line: 91.4 / Flights: 37

### Calgary (CYIC)

**Total Hours: 126.0**

On-Line: 88.7 / Off-Line: 37.3 / Flights: 38

### Chicago (KORD)

**Total Hours: 406.9**

On-Line: 198.9 / Off-Line: 208.0 / Flights: 152

### Cincinnati (KCVG)

**Total Hours: 243.9**

On-Line: 155.4 / Off-Line: 88.5 / Flights: 84

### Dallas/Ft. Worth (KDFW)

**Total Hours: 229.7**

On-Line: 7.6 / Off-Line: 222.1 / Flights: 66

### Denver (KDEN)

**Total Hours: 426.1**

On-Line: 183.2 / Off-Line: 242.9 / Flights: 144

### London (EGLL)

**Total Hours: 292.6**

On-Line: 93.3 / Off-Line: 136.3 / Flights: 126

### Los Angeles (KLAX)

**Total Hours: 676.1**

On-Line: 74.7 / Off-Line: 601.4 / Flights: 165

### Miami (KMIA)

**Total Hours: 416.5**

On-Line: 0 / Off-Line: 416.5 / Flights: 149

### New York (KJFK)

**Total Hours: 186.1**

On-Line: 14.7 / Off-Line: 171.4 / Flights: 55

### Seattle (KSEA)

**Total Hours: 533.7**

On-Line: 20.1 / Off-Line: 513.6 / Flights: 127

### Singapore (WSSS)

**Total Hours: 174.4**

On-Line: 0 / Off-Line: 174.4 / Flights: 51

### Sydney (YSSY)

**Total Hours: 122.9**

On-Line: 42.0 / Off-Line: 80.9 / Flights: 25

## Top WestWind Passenger Hubs January 2022



- #1 The Los Angeles Hub: 24,957 PAX Carried
- #2 The Amsterdam Hub: 24,833 PAX Carried



## Top WestWind Cargo Hubs January 2022



- #1 The Amsterdam Hub: 5,017,208 lbs. CGO Hauled
- #2 The Cincinnati Hub: 3,052,576 lbs. CGO Hauled



## WestWind Airlines

### Newest Pilots - January 2021

No New Hires During January

Please welcome our new WestWind Pilots and show them why WWA is the best virtual airline out there!

February 18th 2022  
1900-2300 ET | 2330-0400Z

# NORTHEAST CORRIDOR

Connecting the Northeast Region for 8 YEARS

Logos for VAAIM, Boston Airport ARTCC, and ZDCARTCC.





## WestWind Screenshot Competition

Selected by WestWind Pilots  
every month!

**January 2022 Winner**

**Chris Cramblet**

**WWA3592**

**KORD Hub**



## WestWind Airlines Monthly Fly-In / Event Participation

January 2022

Jan 4

**KMCI** Arrival Time: 2359Z-0059Z

Chris Cramblet WWA3592

- No Other Participants -

Jan 15

**KATL** Arrival Time: 2300Z-0000Z

Chris Cramblet WWA3592

- No Other Participants -

Jan 27

**KGSO** Arrival Time: 2359Z-0059Z

Chris Cramblet WWA3592

- No Other Participants -

(Participants Listed In Order of Arrival)

## WestWind Airlines Select February On-Line Fly-Ins/Events

Feb 2 EPWA, LKPR, EDDM, LOWW 1900Z-2200Z

Feb 5 CYHZ 2200Z-0200Z

Feb 6 KLGA, KHPN 1800Z-2100Z  
TXKF 2000Z-2359Z

Feb 8 KPWM 2359Z-0300Z

**Feb 9 KHZR WWA Fly-In 2359Z-0100Z**

Feb 11 KDAL, KIAH, KPDX 2300Z-0300Z

Feb 12 RJAA, RJTT, JRBB, RJOO 2100Z-0000Z  
KDEN, KASE 0100Z-0400Z

**Feb 13 MYNN WWA Fly-In 2100Z-2200Z**

Feb 14 LSZH 1900Z-2100Z

Feb 18 KDCA, KJFK, KBOS 2359Z-0400Z

Feb 19 KDAB 1800Z-2100Z

Feb 20 KBUF 1700Z-2100Z

**Feb 24 KJFK WWA Fly-In 2359Z-0100Z**

Feb 26 KBVT, KLEB, KMHT 1900Z-2300Z

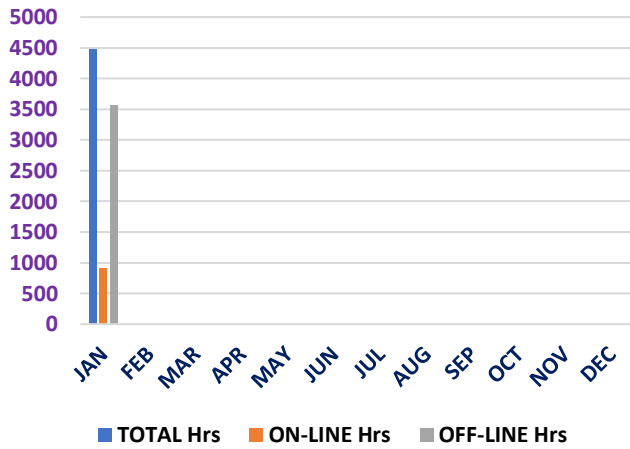




WWA2297



## WestWind 2022 Flight Hours



WWA3592



Rain	Freezing Rain	Sleet	Snow
Frozen precipitation falls through warm air and melts into rain.	Frozen precipitation falls through warm air and melts into rain which falls and freezes on cold surfaces, coating them in ice.	Frozen precipitation falls through warm air and melts, it then falls through another cold layer, refreezing into sleet before hitting the ground.	Snow falling through only cold air never melts.

## WestWind

### Monthly Pilot Awards



## February 2022

(These awards are for activities of the previous month)



### AMSTERDAM



Pilot of the Month I

Paul Runge WWA14

Pilot of the Month II

Eric Karlsen WWA1767



### CHICAGO



On-Line Pilot of the Month

Bill lenatsch WWA1033

Off-Line Pilot of the Month

Eugene Chase Jr. WWA299



### DENVER



Pilot of the Month

Alex Lu WWA3293



### CHARTER PILOT



Not Submitted

No Other WWA Hubs Reported Monthly Awards



Happy Valentine's Day



Tired of seeing this ad every month?



Take a Screenshot or Two and Post it!



WestWind



The Answer to the  
January Question

Question of the Month

**The Question:** When do you need to file an alternate under IFR?

**Answer:** § 91.169 states that you ALWAYS need to file an alternate UNLESS; The airport has an instrument approach procedure your aircraft is capable of flying AND appropriate weather reports OR weather forecasts, OR a combination of them, indicate the following: 1 hour before to 1 hour after your ETA (at the listed destination), the ceiling will be at least 2,000' AGL, and the visibility will be at least 3 SM. It's called the 1-2-3 rule; this is the easiest way to remember this section.



## Fly More This Winter

Defining winter by the severity of cold weather on the North American continent can be a difficult task. In most years, anything south of a line through Atlanta, Little Rock, Oklahoma City, Santa Fe and Los Angeles has a good chance of a modest winter. Any location above 35 degrees north latitude can reasonably expect colder conditions. In this case, we're not talking about the extremes of frigid temperatures, say, colder than -30 degrees F. It's possible to operate in far more severe conditions—Alaskan bush pilots do it all the time—but we're not considering those instances for the moment.


Perhaps contrary to popular belief, winter weather is often friendlier to an airplane than the atmospheric conditions of summer. For one thing, the flying can actually be better. In winter, the lifting forces that produce thunderstorms and tornadoes simply aren't present. That's not to suggest that winter storms can't be dangerous, but with the exception of inflight icing and an occasional slick runway, pilots and their airplanes see mostly positive benefits from winter weather. No question, icing is a real hazard, but it's not in the same class as CBs and tornadoes.

Winter brings with it fast-moving jet streams that can provide excellent tailwinds for those traveling east. "The Jet" was discovered in the mid-1940s when U.S. B-29s, flying from Saipan and Tinian, first began saturation bombing of Japan. The ferocious westerly winds weren't a new phenomenon, but they slowed our bombers by as much as 150 mph on the inbound run to Tokyo and other targets. At least the trip back to the Marianas was usually a quick one.

Here in North America, the jet stream migrates south out of Canada every winter, often bringing spectacular westerly winds to much of the United States. Those winds rarely descend much below 10,000 feet but may still add an extra 20 to 30 knots in the bottom two miles of sky if you're headed east. Pilots flying westbound, into the wind, can often mitigate the effect of headwinds by operating at the lowest possible height.



**WestWind**



**Question of the Month**  
**February 2022**

**The Question: When I must file an alternate, what are my fuel requirements?**

-Discuss this in the Forum-



# WestWind February Events

**WestWind Airlines**

Wednesday, Feb 9  
Arrival Time: 2359Z-0100Z

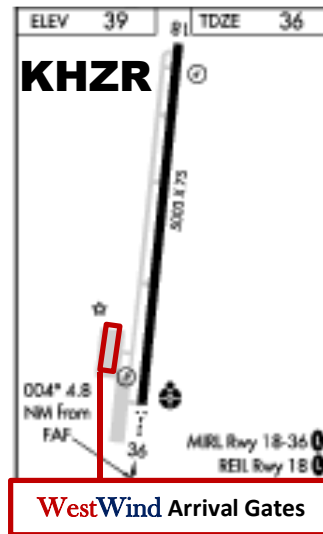


**False River Regional (KHZR)**  
New Roads, Louisiana

VATSIM TeamSpeak

ELEV 39 TDZE 36

**KHZR**



004° 4.8 NM from FAF

MIRL Rwy 18-36  
SEIL Rwy 18

**WestWind Arrival Gates**



**WestWind Airlines**

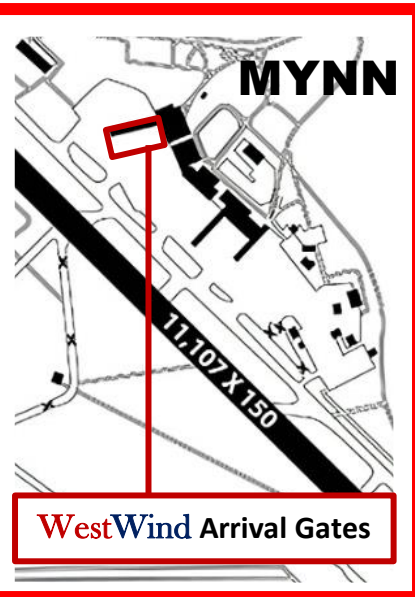
**Valentines Event**  
Sunday, Feb 13  
Arrival Time: 2100Z-2200Z



**Lynden Pindling Intl Airport (MYNN)**  
Nassau, Bahamas

VATSIM TeamSpeak

**MYNN**



11-107X150

**WestWind Arrival Gates**

**WestWind Airlines**

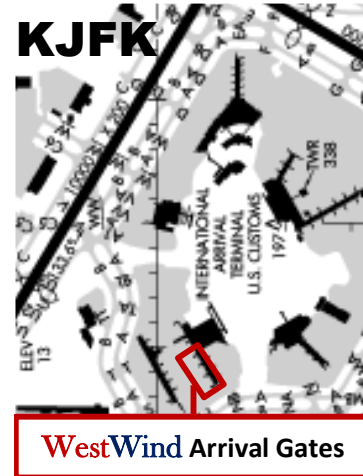
Thursday, Feb 24 Arrival Time: 2359Z-0100Z



**John F. Kennedy Intl Airport (KJFK)**  
New York, New York

VATSIM TeamSpeak


**KJFK**



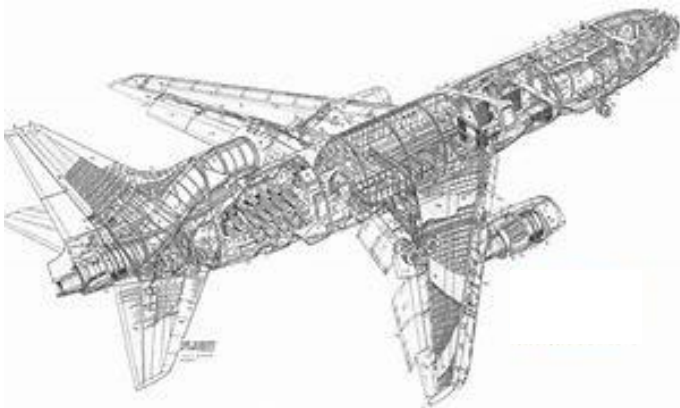
ELEV 13

INTERNATIONAL ARRIVAL TERMINAL U.S. CUSTOMS 197A

**WestWind Arrival Gates**



## - The L1011 -



The L-1011 TriStar's sales were hampered by two years of delays due to developmental and financial problems at Rolls-Royce, the sole manufacturer of the aircraft's engines. Between 1968 and 1984, Lockheed manufactured a total of 250 Tri-Star's, assembled at the Lockheed plant located at the Palmdale Regional Airport in southern California north of Los Angeles. After L-1011 production ended, Lockheed withdrew from the commercial aircraft business due to its below-target sales.

A side note, the **WestWind** L1011 fly's well!



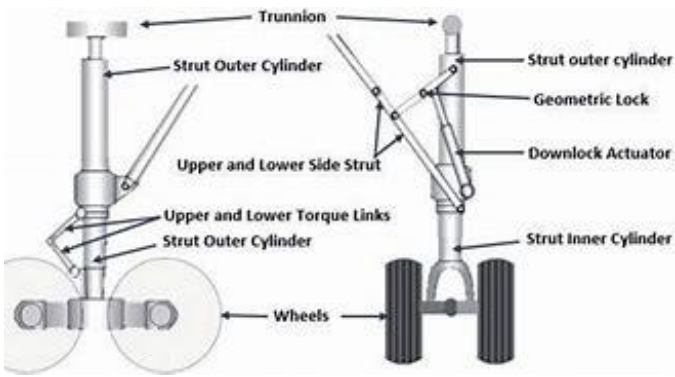
The Lockheed L-1011 TriStar, commonly referred to as the L-1011 (pronounced "El-ten-eleven") or TriStar, is an American medium-to-long-range, wide-body trijet airliner built by the Lockheed Corporation. It was the third wide-body airliner to enter commercial operations, after the Boeing 747 and the McDonnell Douglas DC-10. The airliner has a seating capacity of up to 400 passengers and a range of over 4,000 nautical miles (7,410 km). Its trijet configuration has three Rolls-Royce RB211 engines with one engine under each wing, along with a third engine center-mounted with an S-duct air inlet embedded in the tail and the upper fuselage. The aircraft has an autoland capability, an automated descent control system, and available lower deck galley, lounge facilities and crew rest area.



The L-1011 TriStar was produced in two fuselage lengths. The original L-1011-1 first flew in November 1970 and entered service with Eastern Air Lines in 1972. The shortened, longer-range L-1011-500 first flew in 1978 and entered service with British Airways a year later. The original-length TriStar was also produced as the high gross weight L-1011-100, up-rated engine L-1011-200, and further upgraded L-1011-250. Post-production conversions for the L-1011-1 with increased takeoff weights included the L-1011-50 and L-1011-150.



FOLDS of HONOR



**NASCAR**

- Feb 6 Clash At The Coliseum Los Angeles, CA
- Feb 17 Duels at Daytona Daytona Beach, FL
- Feb 20 Daytona 500 Daytona Beach, FL
- Feb 27 Wise Power 400 Fontana, CA

**NASCAR CUP SERIES**



**FNO** **HOCKEY NIGHT IN HALIFAX** **CYHZ**

START Feb 4 END Feb 5  
2200Z 0200Z

CZQM VAPSIM

Map data ©2022 Google



# FORUM

Check and use the **WestWind Forum!** It's a great place to check-up on things, stay informed and ask questions. It's there for our use, so, check it out and use it *often!*



Always be civil & respectful of others posts!



**Monthly Local Area Time**

**Nassau, Bahamas (MYNN)**

Local Time: **4:00PM**

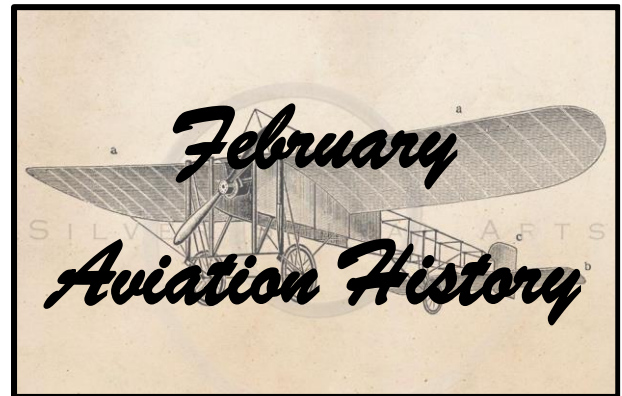
Zulu Time: **2100Z**

**NEVER DULL AT DULLES**

**FEB 5TH 2359z - 0400z**

**FEATURING: IAD**

**VATSIM**



## 1920



**7 February 1920 (France)** — French aviator Sadi Lacoite, piloting a Nieuport-Delage 29V, becomes the first pilot to set a new Federation Aeronautique Internationale (FAI) world speed record after World War I. He reaches a measured speed of 275.862 km/h (171.141 mph) along 1 km (3,280 ft.) course.

## 1949



**5 February 1949 (USA)** — An Eastern Air Lines Lockheed "Constellation" lands at LaGuardia, New York, at the end of a flight of 6 hours 18 minutes from Los Angeles, a coast-to-coast record for transport aircraft.

## 1980



**14 February 1980 (Japan)** — Japan Air Lines begins commercial operations with the highest-capacity airliner ever put into scheduled service, conducting the inaugural flight of eight Boeing 747SR. The aircraft had seating for 550 passengers, 45 in the upper deck.

## 1982



**19 February 1982 (USA)** — The first Boeing 757 takes to the air on its maiden flight. With capacity for between 178 and 239 passengers in a wide variety of configurations, it had a cruising speed of 528 mph and a range of 2,100 miles, or 5,343 miles at economic cruise.



**teamspeak**  
COMMUNICATION SYSTEM

Official WestWind Inter-Company Communications

Server: [ts76.gameservers.com:9123](https://ts76.gameservers.com:9123)




Watch for **WestWind Fly-In INFO** For  
**MMLP**  
**SEQU**  
**KADS**  
In The March **WestWind Journal!**



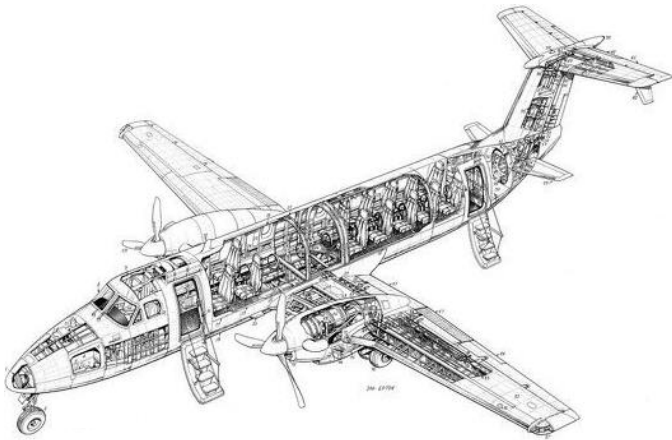
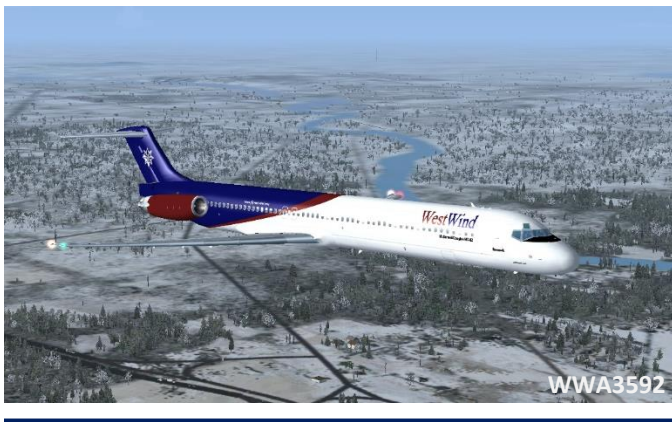
**A**ircraft on ground or **AOG** is a term in aviation maintenance indicating that a problem is serious enough to prevent an aircraft from flying. It is estimated that a 1–2-hour AOG situation will cost an airline \$10-20,000, and possibly as high as \$150,000.

AOG aircraft have priority service 24 hours a day, every single day of the year. When an aircraft is AOG located away from the airline maintenance or reasonable source of aircraft maintenance, a maintenance team and any needed parts will be flown to the AOG aircraft to effect repair.



**Ski Trip!**  
Featuring: KBTV, KLEB, and KMHT  
2-6PM ET  
February 26th

Boston Virtual ARTCC  
VATSIM



## WestWind Journal's FEATURED AIRPORT



**John F. Kennedy International Airport** (IATA: JFK, ICAO: KJFK, FAA LID: JFK) (colloquially referred to as JFK Airport, New York-JFK, or JFK) is an international airport in New York City. The airport is the busiest international air passenger gateway into North America,[5] the 20th-busiest airport in the world, the sixth-busiest airport in the United States, and the busiest airport of the six airports in the New York airport system, having handled over 62.5 million passengers in 2019.[6] More than ninety airlines operate from the airport, with nonstop or direct flights to destinations in all six inhabited continents.



**Be A Part of the Simulation Community**

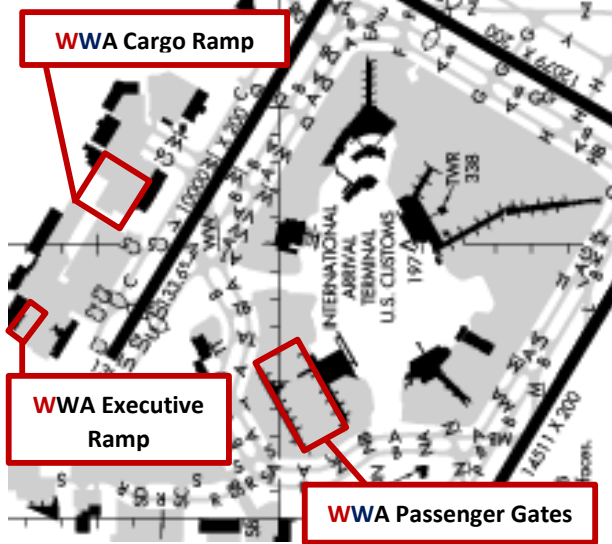


**The Only Way To Fly!**



JFK is located in the Jamaica neighborhood of Queens, 16 miles (26 km) southeast of Midtown Manhattan. The airport features six passenger terminals and four runways. JFK is a hub for WestWind Airlines, American Airlines and Delta Air Lines, and it is the primary operating base for JetBlue. JFK was also formerly a hub for Pan Am, TWA, Eastern, National, and Tower Air.


## WestWind John F. Kennedy Intl Airport (JFK)



# WestWind Airlines

## 26 YEARS and Growing!

The facility opened in 1948 as New York International Airport and was commonly known as Idlewild Airport. Following U.S. President John F. Kennedy's assassination in 1963, the airport was renamed John F. Kennedy International Airport as a tribute to the 35th President.



# Rockwell Collins



## OCEANIC Position Reports

The following is the minimum required items of an oceanic position report, unless ATC has instructed otherwise.

- Your callsign
- Position
- Time at Position
- Your current flight level.
- Next Position (waypoint)
- Your estimated arrival time at the next position, hhmm in UTC (Zulu) time.
- The position you are planning to head to after your next waypoint.



### Minor Facility Showcase

Full ATC Staffing for VFR patterns, practice instrument approaches, or arrivals from afar

**VATOIM**

TUESDAY

# KPWM

Portland Jetport

# 8th

FEB

7-10PM ET





## Simulation Realism

Make the most of your flight sim experience and test your skills! Set your Flight Sim realism settings to max.

- ❖ General
- ❖ P-Factor
- ❖ Torque
- ❖ Gyro
- ❖ Crash Tolerance
- ❖ Aircraft and Engine Stress Damage
- ❖ Detect Damage and Crashes

And add real world weather, such as ActiveSky to top off your realistic flight setup!

Most Sims will also allow you to set in-flight system or random failures that will occur sometime during a flight.

*Reminder, if you fly on-line via VATSIM and set-up a system or engine failure, check with the controller first before the failure. There are times that controllers are unable to handle certain situations mainly due to traffic load.*





## National Pizza Day



**February 9, 2022**



### Hold Position Markings



Single dashed yellow line. If this is present along your taxi route it will indicate a position that ground control may request you to stop and hold short prior to another taxiway.



Two sets of solid yellow lines and two sets of dashed yellow lines indicate a holding position for a runway ahead. These must never be crossed without express permission from ATC.



Solid yellow lines that look like a railroad or ladder. These are another form of hold short point but indicate a critical area where your aircraft would violate the ILS approach airspace while on the ground.



## Live February Concerts



**Amsterdam (EHAM)** Pat Benatar

- |                                |                         |                         |
|--------------------------------|-------------------------|-------------------------|
| Feb 26                         | Avril Lavigne           | AFAS Live               |
| Feb 28                         | Snoop Dog               | Ziggo Dome              |
| <b>Atlanta (KATL)</b>          |                         |                         |
| Feb 16                         | Rick Springfield        | Atlanta Symphony Hall   |
| Feb 17                         | Temptations & Four Tops | Cobb Energy Center      |
| <b>Calgary (CYC)</b>           |                         |                         |
| Feb 19                         | Air Supply              | Gray Eagle Resort       |
| Feb 19                         | Foreigner               | Gray Eagle Resort       |
| <b>Chicago (KORD)</b>          |                         |                         |
| Feb 3                          | The Wombats             | Park West               |
| Feb 4                          | Elton John              | United Center           |
| <b>Cincinnati (KCVG)</b>       |                         |                         |
| Feb 17                         | Mercyme                 | Heritage Bank Center    |
| Feb 27                         | Gaelic Storm            | Taft Theatre            |
| <b>Dallas/Ft. Worth (KDFW)</b> |                         |                         |
| Feb 4                          | Tracy Byrd              | Billy Bob's Texas       |
| Feb 26                         | Pat Benatar             | Mesquite Arena          |
| <b>Denver (KDEN)</b>           |                         |                         |
| Feb 5                          | Jesse Cook              | Paramount Theatre       |
| Feb 12                         | Dream Theater           | Paramount Theatre       |
| <b>London (EGLL)</b>           |                         |                         |
| Feb 12                         | Ms. Nina                | Oslo London             |
| Feb 18                         | The Kooks               | O2 Academy              |
| <b>Los Angeles (KLAX)</b>      |                         |                         |
| Feb 1                          | Bjork                   | Shrine Auditorium       |
| Feb 11                         | The O'Jays              | Saban Theatre           |
| <b>Miami (KMIA)</b>            |                         |                         |
| Feb 5                          | Gladys Knight           | Seminole Hard Rock      |
| Feb 12                         | Van Morrison            | Seminole Hard Rock      |
| <b>New York (KJFK)</b>         |                         |                         |
| Feb 11                         | Marc Anthony            | Madison Square Garden   |
| Feb 21                         | John Mayer              | Madison Square Garden   |
| <b>Seattle (KSEA)</b>          |                         |                         |
| Feb 17                         | Chris Lane              | Neptune Theatre         |
| Feb 21                         | Eddie Vedder            | Benaroya Hall           |
| <b>Singapore (WSSS)</b>        |                         |                         |
| Feb 11                         | Mis Lou                 | Livehouse               |
| Feb 28                         | Decoda                  | Saeunn Thorsteinsdottir |
| <b>Sydney (YSSY)</b>           |                         |                         |
| Feb 18                         | Dream Theater           | State Theatre           |
| Feb 19                         | Belinda Carlisle        | Enmore Theatre          |



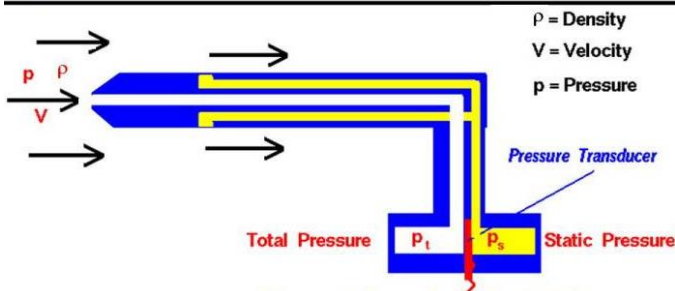
**How you feel  
on your first solo**

Before	During	After
		





## Pitot-Static Tube Prandtl Tube



Bernoulli's Equation: Measure difference in total and static pressure

static pressure + dynamic pressure = total pressure

$$(p_s + \rho \times \frac{V^2}{2}) = p_t$$

Solve for Velocity:

$$V^2 = \frac{2(p_t - p_s)}{\rho}$$



## WestWind January Fly-In Events



January 4 Fly-In at KMC1



January 15 Fly-In at KATL



January 27 Fly-In at KGSO

We sure would like to see a bunch more **WestWind** Call Signs at **our** Fly-Ins!



AIR TRAFFIC CONTROLLER



**MILE HIGH LOVE**

12 Feb. 0100-0400z  
6-10 PM MST

Ft: DEN & ASE

VATSIM logo and Denver location icons are also present.



Beechcraft

## FUN FACT

Flying passengers spend more money on alcohol than any other in-flight purchase, according to data collected by onboard technology company GuestLogix, which tracked 9 million transactions across five major U.S. airlines. Sales of liquor, beer, and wine account for 57 percent of all sales during a four-month period. Liquor is overwhelming the most popular beverage of choice (34%) followed by wine (13%) and beer (10%). Non-alcoholic beverages account for a measly one percent of sales. During that four-month period, alcohol sales brought in more than \$44 million, which is \$14 million more than the airlines brought in food and comfort sales combined.



### Your WestWind Hub Staff

<b>President and CEO</b>	<b>Mark Kusiak</b>
<b>Chief Operations Officer</b>	<b>Paul steele</b>
<b>Chief Pilot &amp; Administrations Officer</b>	<b>Sean McConnell</b>
<b>Chief Information Officer</b>	<b>George Forster</b>
<b>Chief Maintenance Officer</b>	<b>Hal Morse</b>
<b>Director Online Operations &amp; Events</b>	<b>Chris Cramblet</b>
<b>Director of IT</b>	<b>-Vacant-</b>
<b>Director Cargo Operations</b>	<b>Kim Stolt</b>
<b>Vice President Charter Operations</b>	<b>Phil Cohen</b>
<b>Vice President Flight Operations</b>	<b>-Vacant-</b>
<b>Alaska Regional Director</b>	<b>Scott Robison</b>
<b>Caribbean Regional Director</b>	<b>Braden Vandererau</b>

### - Hub Managers -

<b>Amsterdam Hub Manager</b> <b>EHAM</b>	<b>Hal Morse</b>
<b>Atlanta Hub Manager</b> <b>KATL</b>	<b>Jim Short</b>
<b>Calgary Hub Manager</b> <b>CYYC</b>	<b>Scott Robison</b>
<b>Chicago Hub Manager</b> <b>KORD</b>	<b>Chris Cramblet</b>
<b>Dallas/Ft. Worth Hub Manager</b> <b>KDFW</b>	<b>Al Stallbaumer</b>
<b>Denver Hub Manager</b> <b>KDEN</b>	<b>Brian Mills</b>
<b>London Hub Manager</b> <b>EGLL</b>	<b>Ken Rotker</b>
<b>Los Angeles</b> <b>KLAX</b>	<b>Bob Armer</b>
<b>Miami</b> <b>KMIA</b>	<b>John Oddo</b>
<b>New York Hub Manager</b> <b>KJFK</b>	<b>Sean McConnell</b>
<b>Seattle Hub Manager</b> <b>KSEA</b>	<b>Dwayne White</b>
<b>Singapore Hub Manager</b> <b>WSSS</b>	<b>Bob Sturm</b>
<b>Sydney Hub Manager</b> <b>YSSY</b>	<b>Kenneth Hayes</b>

## WestWind Airlines Screenshot Credits Issue 22-02

<b>WWA230</b>	<b>Bob Sturm</b>
<b>WWA1103</b>	<b>Karl Triebel</b>
<b>WWA1573</b>	<b>Phil Cohen</b>
<b>WWA1750</b>	<b>Paul Williamson</b>
<b>WWA2297</b>	<b>David Hickman</b>
<b>WWA2971</b>	<b>Paul Reitman</b>
<b>WWA3281</b>	<b>James Melton</b>
<b>WWA3293</b>	<b>Alex Lu</b>
<b>WWA3609</b>	<b>Luuk Bakkum</b>
<b>WWA3592</b>	<b>Chris Cramblet</b>
<b>WWA3615</b>	<b>Hal Morse</b>



**Publisher/Editor**  
**Chris Cramblet WWA3592**  
chris100965@outlook.com



**Assistant Editor**  
**Hal Morse WWA3615**  
k9blueman@aol.com

